



formerly The Poverty Institute

For Immediate Release

September 20, 2012

Contact

Rachel Flum, Policy Analyst
rflum@economicprogressri.org
401-456-2751 (office) 508-507-0972 (cell)

Number of Rhode Islanders Living in Poverty Remains High

PROVIDENCE, RI (September 20, 2012). The Census Bureau has released state-level poverty data from the 2011 American Community Survey (ACS). The ACS is considered a more reliable data set than the Current Population Survey (CPS) released last week because the ACS has a much larger sample size of 3 million respondents. The results show that in 2011, the number of Rhode Islanders in poverty remained high.

Individuals living in poverty

- There were 148,800 Rhode Islanders (14.7 percent) living in poverty in 2011.
- This was essentially the same share of the population as in 2010.
- Rhode Island had the highest poverty rate in New England and was in the middle of the states nationally.
- The federal poverty threshold for a family of three in 2011 was \$18,123.

Deep poverty

- There were 68,800 Rhode Islanders (6.8 percent) living in “deep poverty” in 2011, which was an increase of 7,000 from 2010.
- “Deep poverty” is defined as having income of less than half the federal poverty threshold (\$9,601 for a family of three).

Racial disparities

- Poverty among racial and ethnic minorities was much higher than among whites (9.8 percent) with 29.2 percent of African-Americans, 34.5 percent of Hispanics and 27.2 percent of Asians in the Ocean State living in poverty.

Median Household Income

- Rhode Island’s median household income was \$53,636. This was significantly less than the pre-recession level of \$57,799 (2006).

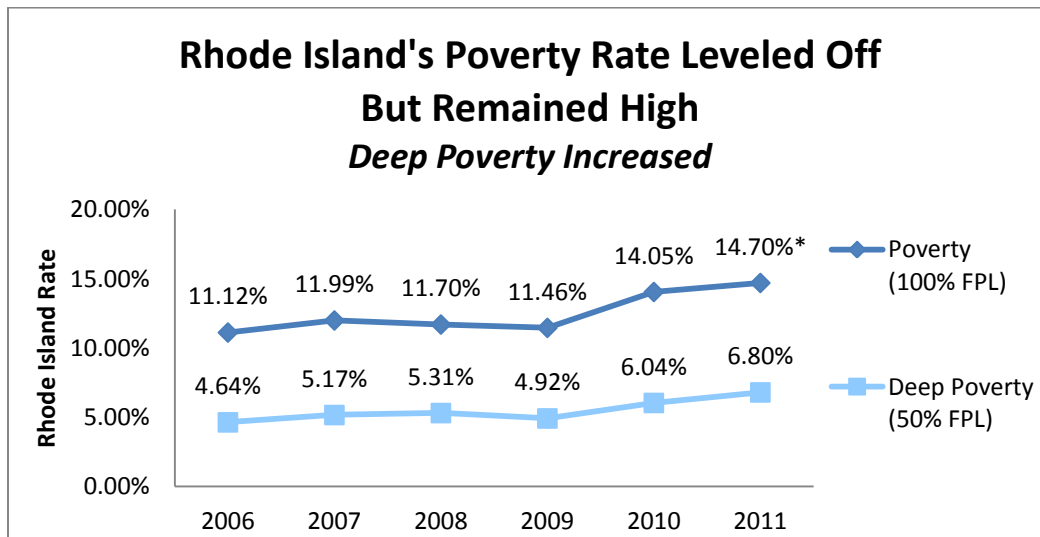
-more-



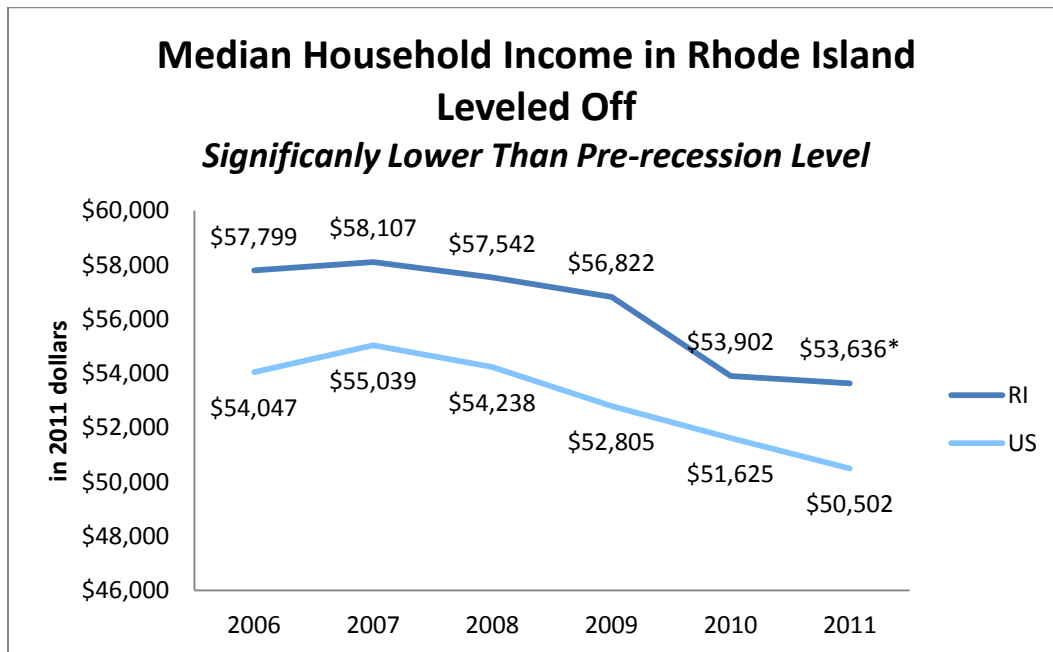
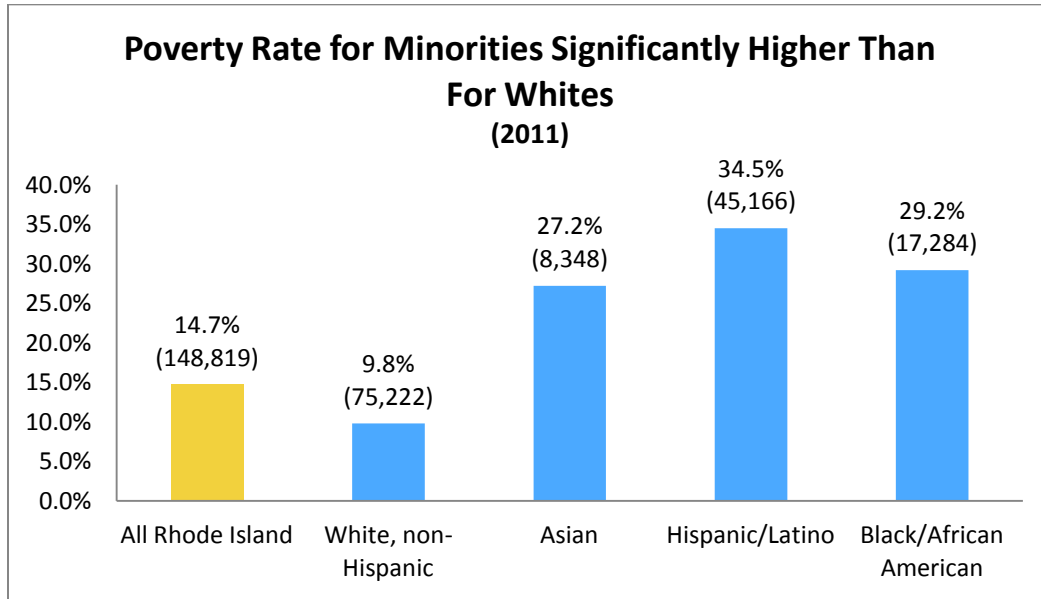
Rhode Island Poverty Rate Stabilized while National Poverty Rate Rose		
	2010	2011
National	15.3% (46,200,000)	15.9% (48,500,000)
Rhode Island	14.0% (142,188)	14.7%* (148,819)*

*not a statistically significant change from 2010

Rhode Island Had Highest Poverty Rate in New England		
State	Poverty Rate 2011	2011 National Rank (1 being the worst)
United States	15.9	-
Rhode Island	14.7	28th
Maine	14.1	29 th
Massachusetts	11.6	43 rd
Vermont	11.5	44 th
Connecticut	10.9	47 th
New Hampshire	8.8	51 th



*not a statistically significant change from 2010



*not a statistically significant change from 2010

formerly The Poverty Institute

About the data

The data is taken from the Census Bureau's American Community Survey (ACS), released today. The ACS is considered a much more reliable set of data than the Current Population Survey (CPS) (released last week), because the ACS has a much larger sample size of 3 million respondents. The ACS also looks at local geographical and demographic information, which the CPS survey does not. For more information see www.census.gov.

About The Economic Progress Institute

The Economic Progress Institute - formerly The Poverty Institute - is a nonpartisan research and policy organization dedicated to improving the economic well-being of low- and modest-income Rhode Islanders. For more information visit www.economicprogressri.org.
